



Clever Single Sign On

Clever brings all your applications into one secure portal and provides single sign-on (SSO) for everyone in the district.



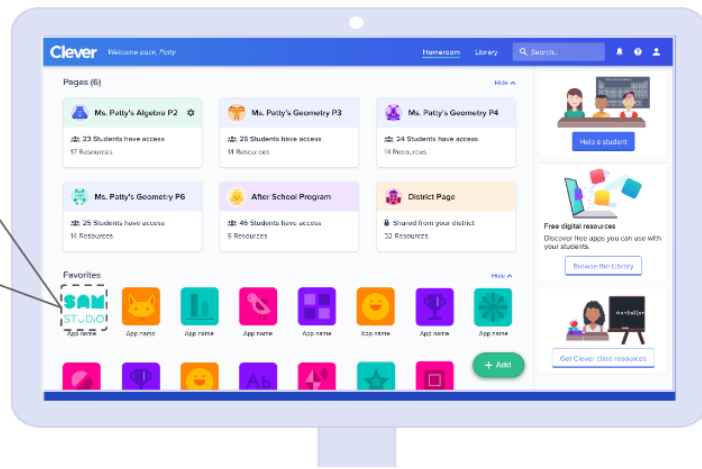
How Students Login



Step 1:
Visit clever.com

Step 2:
Login with your credentials

Step 3:
Click on SAM Studio

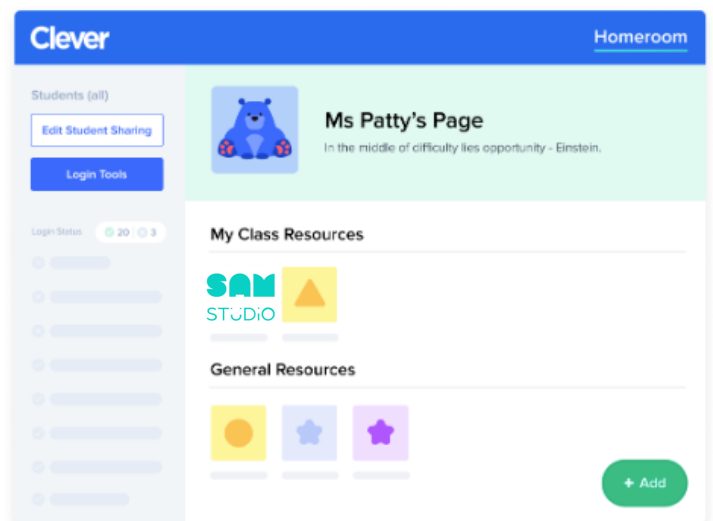


Teachers should log into studio.samlabs.com directly with google or microsoft

Helpful Tips

Add SAM Studio to your teacher page on Clever.

1. Click + Add
2. Select App
3. Search for SAM Studio
4. Click Add SAM Studio

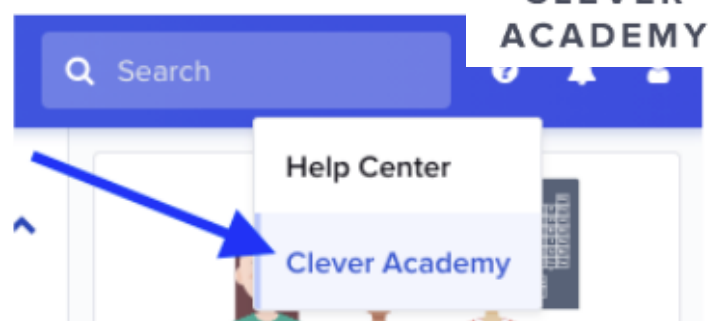


Set up [back up logins](#) for when Clever login isn't working properly.

Learn more about Clever with Clever Academy.



To get started, go to your Clever account, click and select Clever Academy!



Who do I go to for support?

SAM Labs Team

- Can't log into SAM Studio
- Data in Clever doesn't match data in SAM Studio
- SAM Studio access is expired

District Admin

- Can't log into Clever
- Rosters are not accurate in Clever
- Need to add a co-teacher